



### Libra™ White RFU Base

#### RECOMMENDED PARAMETERS



##### Fabric Types

100% Polyester, Cotton and Poly/  
Cotton blended fabrics



##### Mesh

Counts: 80-225t/in (34-90t/cm)  
Tension: 18-35n/cm<sup>3</sup>



##### Squeegee

Medium: 70 or 60-90-60  
Profile: sharp, square  
Stroke: x2 stroke, medium speed  
Angle: 10-15%



##### Stencil

Standard Emulsion  
Off Contact: 1/16" (2mm)  
Emulsion Over Mesh: 40 micron



##### Flash & Cure

Flash: 300°F(149°C) for 4 seconds  
(on preheated pallets)  
Cure: 60 seconds at 270°F(132°C)



##### Pigment Loading

Not recommended



##### Libra™ Additives

Libra™ Catalyst: 3-5%  
Libra™ Retardant: 0.5-3%



##### Storage

Store in sealed containers  
12 months from manufacture  
>40F (5C) <77F (25C)



##### Clean Up

Standard plastisol cleaners









##### Health & Safety









SDS: [www.polyone.com/resources/safety-data-sheets](http://www.polyone.com/resources/safety-data-sheets)  
or contact your local CSR

Libra™ White RFU base is a medium viscosity extremely opaque white ink with a creamy texture, excellent printability and a matte effect for your silicone printing needs. The ink is designed to maximize opacity, bring excellent coverage and extreme stretchability while maintaining a super-soft flexible hand.

#### HIGHLIGHTS

-  Matte finish
-  Extreme stretchability
-  Excellent coverage and opacity
-  Super-soft hand feel
-  Bright white
-  Non-tacky hand


#### PRINTING TIPS

-  Use 3-5 parts Libra™ Silicone Catalyst and 0.5-3 parts Libra™ Silicone Retardant to 100 parts Libra™ White RFU Base. Mix well and print. To prevent wastage only catalyze what is needed to print for 4 hours.
-  Use 86-225t/34-90t mesh screens for best performance.
-  Print with 1/16" or 2mm off contact.
-  Print two strokes to ensure the mesh is clear and you have a good ink deposit.
-  Flash between prints.
-  Clean the stencil area when stopped to prevent screen blockages.
-  Prints should be cured at 270°F /132°C for 60 seconds. Check the cure temp at the ink surface.
-  Test all prints for print durability before starting the production run.

#### COMPLIANCE

-  Non-PVC, non-phthalate
-  Visit [www.polyone.com/zodiacinks/libra](http://www.polyone.com/zodiacinks/libra) for more information

#### PRECAUTIONS

-  The information above is given in good faith and does not release you from testing inks and fabrics to confirm suitability of substrate and application process to meet your customer standards and specifications