



#### RECOMMENDED PARAMETERS

##### Fabric Types

100% Polyester, Cotton and Poly/Cotton blended fabrics



##### Mesh

Count: 80-225t/in (34-90t/cm)  
Tension: 18-35n/cm<sup>3</sup>



##### Squeegee

70 or 60-90-60  
Profile: sharp, square  
Stroke: x2 stroke, medium speed  
Angle: 10-15%



##### Stencil

Standard Emulsion  
Off Contact: 1/16" (2mm)  
Emulsion Over Mesh: 25-40 micron



##### Flash & Cure

Flash: 300°F(149°C) for 4 seconds  
(on preheated pallets)  
Cure: 60 seconds at 270°F(132°C)



##### Pigment Loading

Libra™ Silicone Pigments Maximum  
20%



##### Libra™ Additives

Libra™ Catalyst: 3-5%  
Libra™ Retardant: 0.5-2%



##### Storage

Store in sealed containers 12 months  
from manufacture >40°F (5°C)  
<77°F(25°C)



##### Clean Up

Standard plastisol cleaners






##### Health & Safety

SDS: [www.avient.com/resources/safety-data-sheets](http://www.avient.com/resources/safety-data-sheets) or contact your local CSR











Libra™ Silicone Pigment Concentrates are designed for use with Libra™ Matte Mixing base and can also be used in Libra™ clear bases for all your coloring needs. Libra™ Pigment Concentrate are used for Pantone color matching through the Avient IMS 3.0 color management system. These 16 Pigment Concentrates can be used for all your specific color matching needs.



#### HIGHLIGHTS

-  Highly concentrated pigments for ultimate opacity.
-  Delivers color with softer hand and excellent drape-ability.
-  Pigment Concentrates meet all your Pantone® matching needs


#### PRINTING TIPS

-  Mix up to 20% Pigment Concentrates to Libra™ 0207 Mixing Base or other Libra™ Silicone clear bases for your desired color and effect. For specific color matching recipes, use the IMS 3.0 color management system. Once pigments are mixed in base for desired color, add 3-5% catalyst and mix well before printing.
-  Use 86-225t/34-90t mesh screens for best performance.
-  Print with 1/16" or 2mm off contact.
-  Print two strokes to ensure the mesh is clear and you have a good ink deposit.
-  Flash between prints.
-  Clean the stencil area when stopped to prevent screen blockages.
-  Prints should be cured at 270°F /132°C for 60 seconds. Check the cure temp at the ink surface.
-  Test all prints for print durability before starting the production run.

#### COMPLIANCE

-  Non-PVC, non-phthalate
-  Visit [www.avient.com/products/screen-printing-inks/zodiac-libra](http://www.avient.com/products/screen-printing-inks/zodiac-libra) for more information

#### PRECAUTIONS

-  The information above is given in good faith and does not release you from testing inks and fabrics to confirm suitability of substrate and application process to meet your customer standards and specifications